

Learn How to Build Your Very Own Website Application




**LINUX - MONGODB - NODE.JS - GIT - BASH -
FIREFOX - REDIS - GIMP**



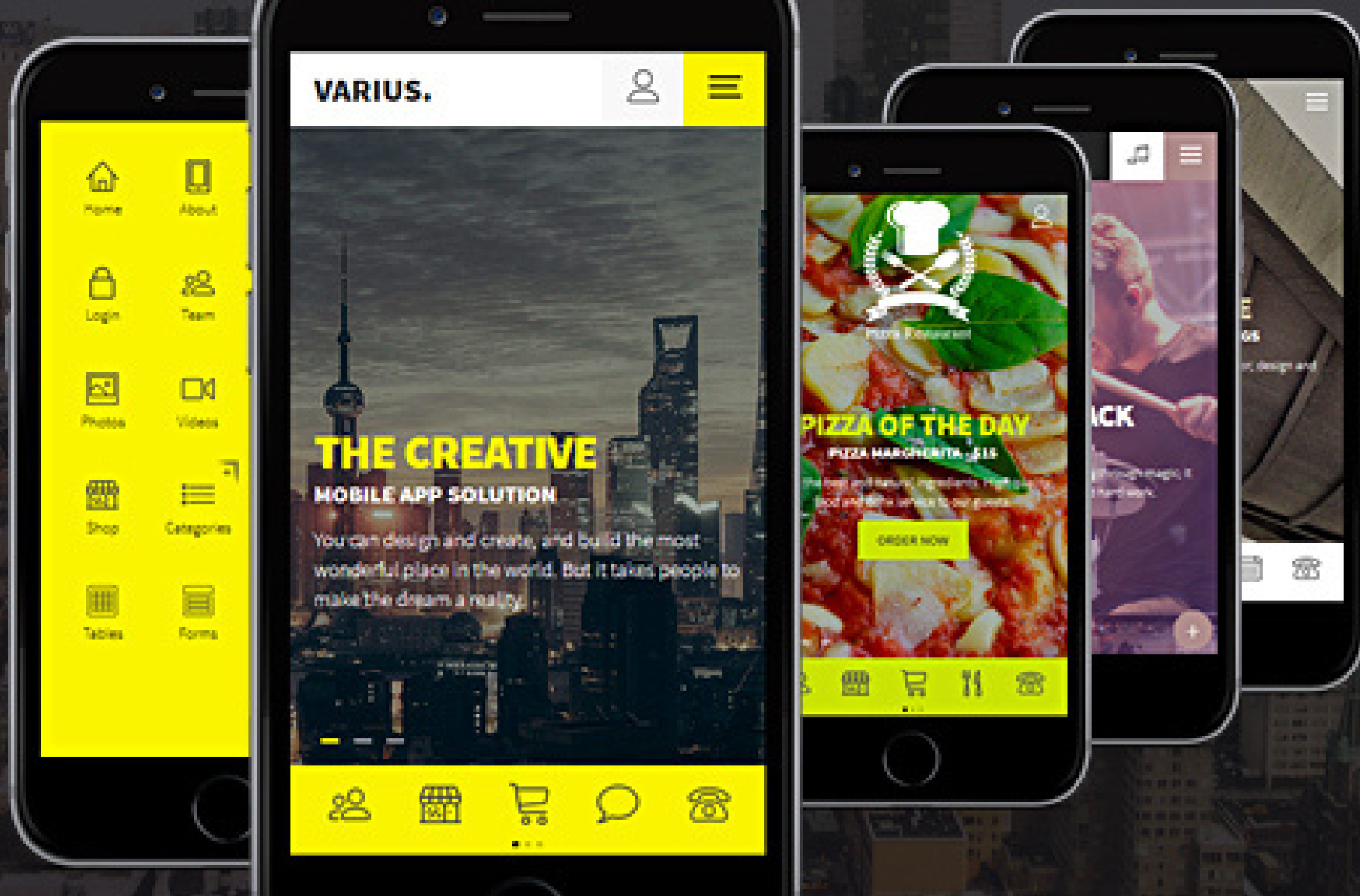
Bo\$\$ AppZ

WorkShopZ / bossappz.com



VARIUS


DISCOVER OUR
BEST MOBILE
TEMPLATE SO FAR





PRINTSHOP

- Desktop, Tablets, Mobile
- Standard Bootstrap
- Flat Design
- Google Font
- Awesome Icon Fonts
- 17 Layouts
- ...

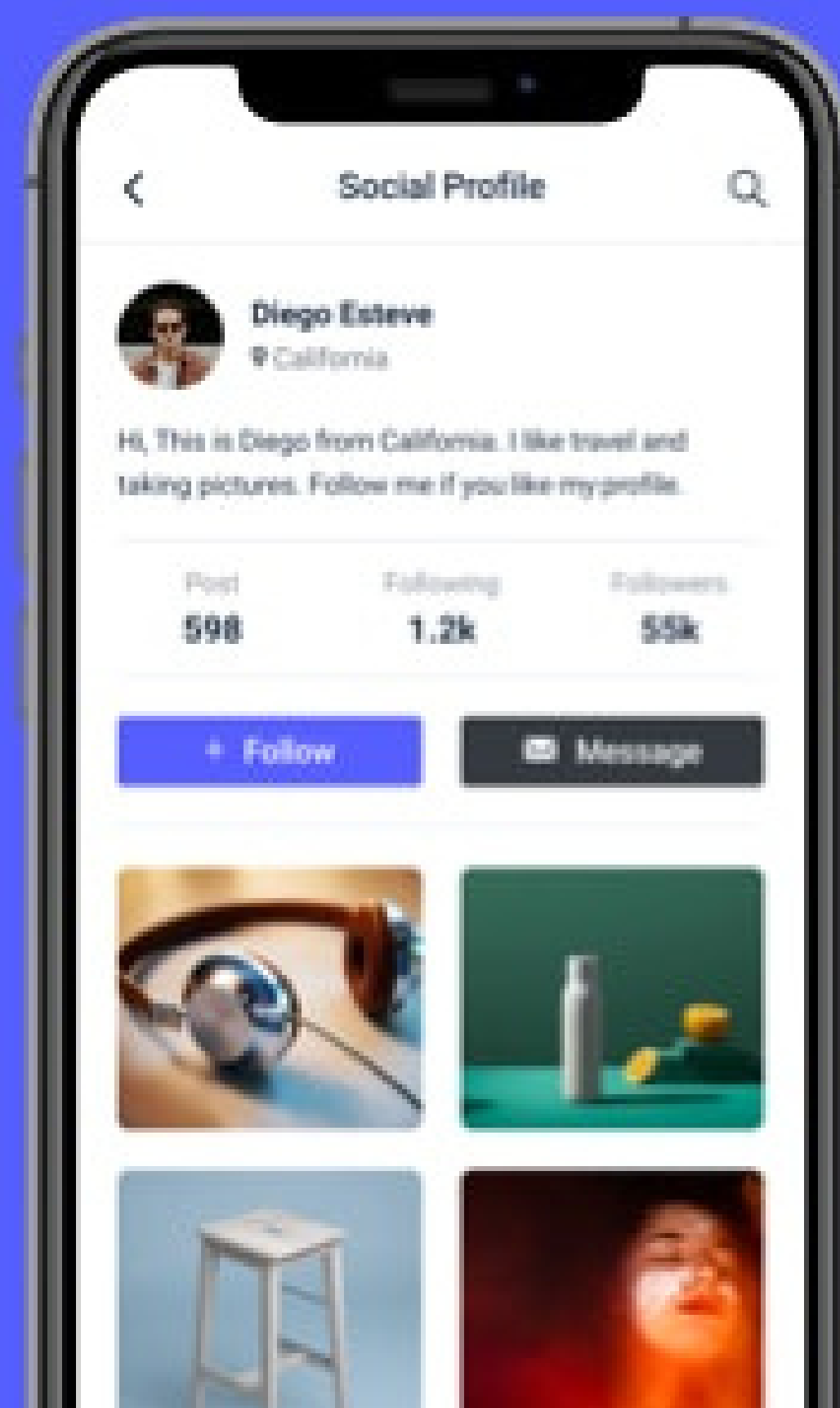
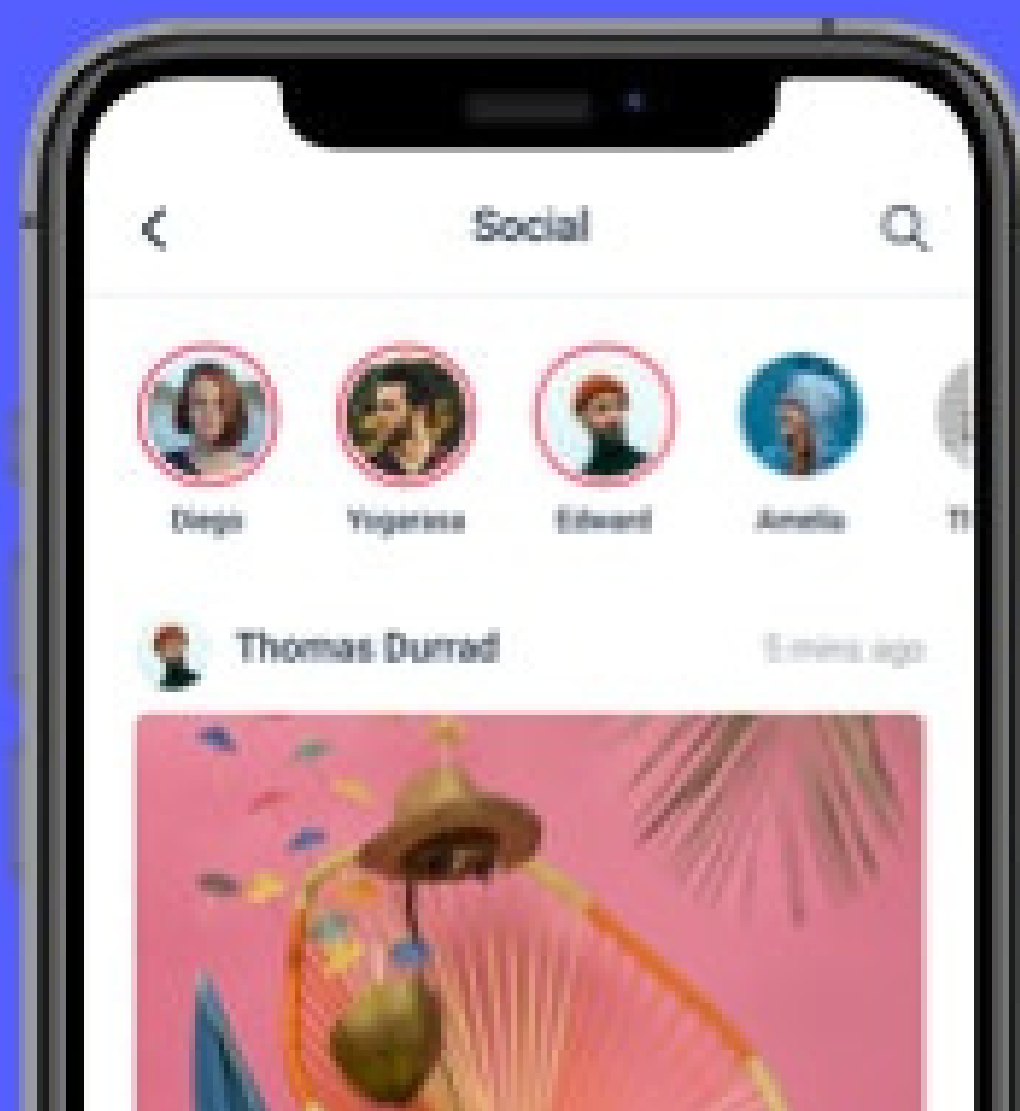
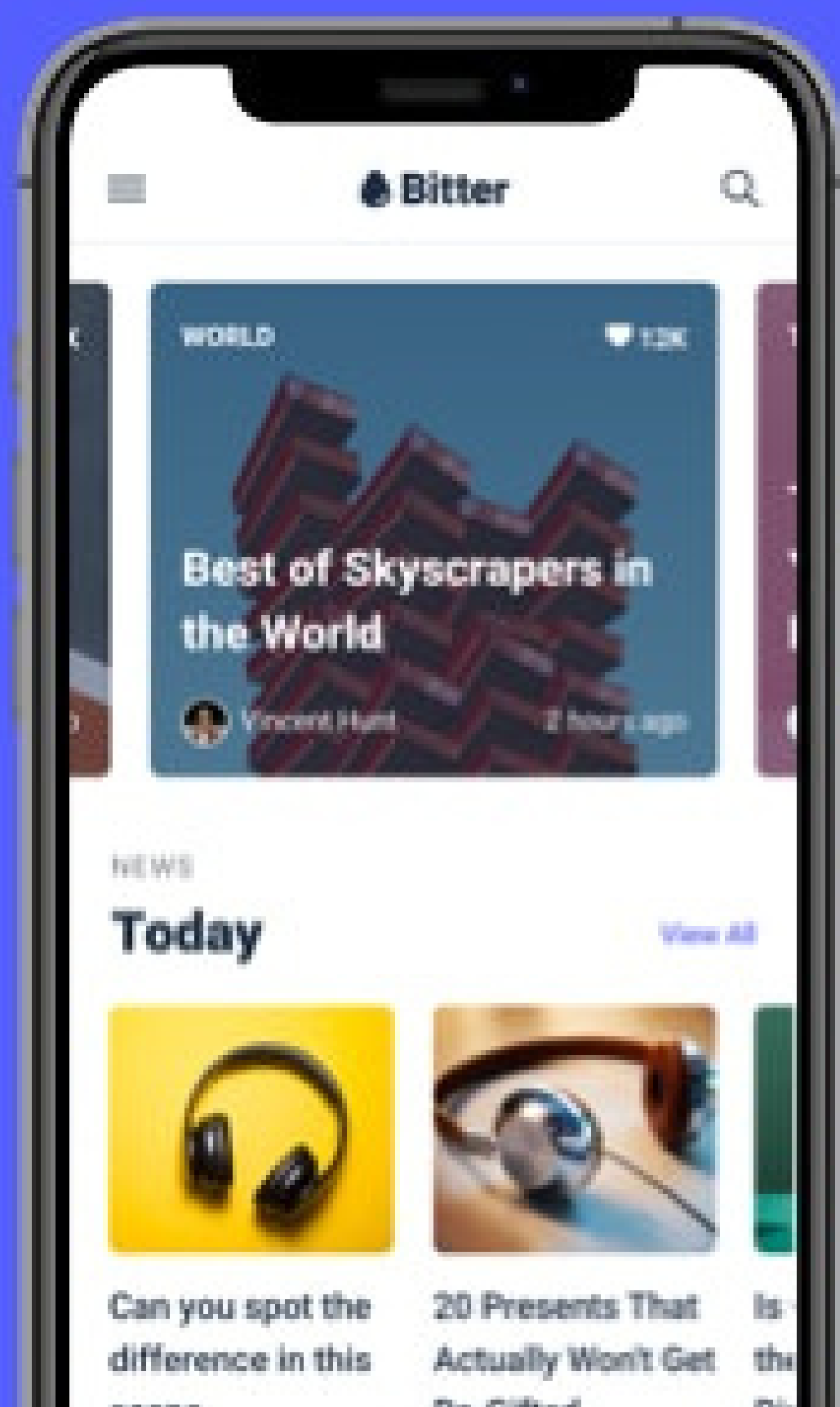


MULTI-PURPOSE **HTML5** WEBSITE THEME

Blessing

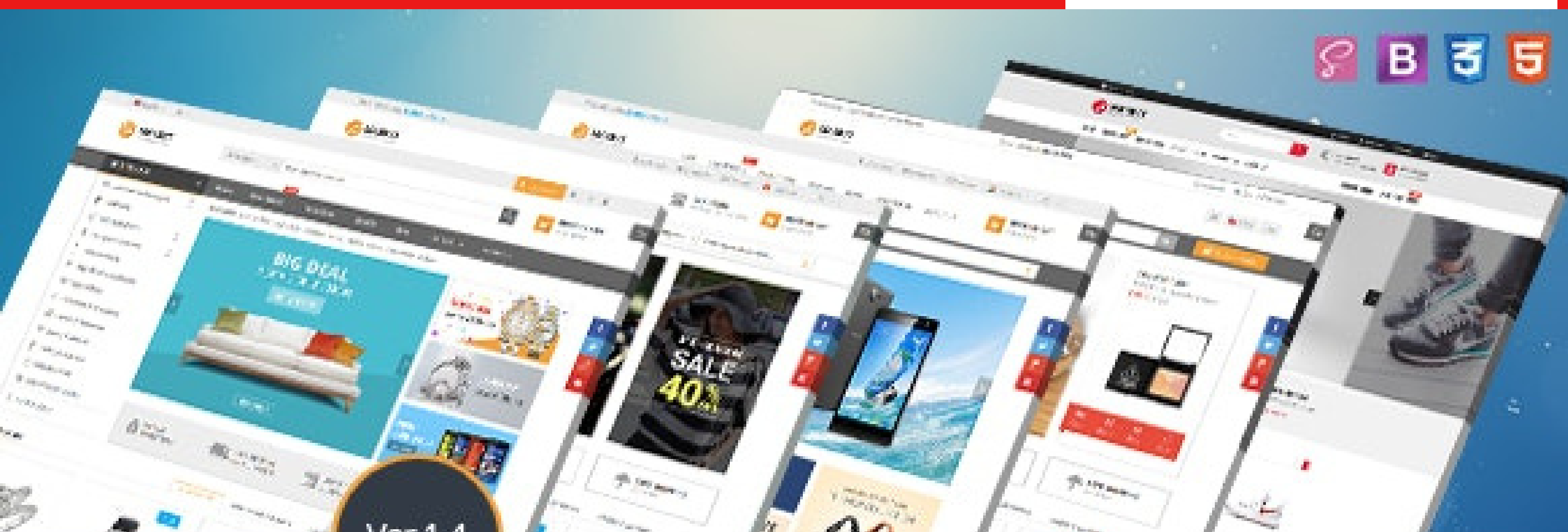
Extremely Universal Design
10 Colour Variations
Revolution Slider Usage
Mobile/Tablet Ready
Cross Browser Compatible
Working Ajax Contact
Form and more...





Bitter

HTML Mobile Template



MARKET

Shop all you want

Ver 1.4

- ▶ 8+ Unique Homepage Layouts
- ▶ 8 Header Styles
- ▶ + 3 Mobile Layouts

HOT

- ▶ RTL Version Supported
- ▶ PSD Files Included
- ▶ 5 Footer Styles

NEW

SELECT, BUILD AND DEPLOY A THEMEFOREST WEBSITE WORKSHOP

The Select, Build, and Publish ThemeForest Website Workshop will give you hands on training on how to purchase, download, customize, and deploy a template from the Internet's #1 source of high quality web and templates ThemeForest.net. A website template contains the source code, files, images, and all other pre built materiel you need to make a website. ThemeForest.net provides a service for you to browse, select, and purchase a professional templates at an affordable rate.

This workshop will give you hands on training on how select, purchase, download, make modifications, and deploy to the web in a logical and efficient way. These steps will work every time. So once you complete this workshop you will be able to modify and deploy a web application to the web yourself which will make you a web developer.

For more details on how you can start building your own mobile and web applications visit bossappz.com/clazz



debian



GIMP





LevelZ

Select Build, and Deploy a ThemeForest.net Website Application Development Training


- Level 1: ThemeForest.net
 - Select Template
 - Purchase Template
 - Test Template
- Level 2: Development ToolZ
 - Command Line
 - VIM
 - Terminator
 - TMUX
- Level 3: Framework ToolZ
 - NodeJS
 - ExpressJS
 - JQuery
 - MongoDB and Redis
- Level 4: Server ToolZ
 - Amazon Web Services
 - GIT
 - Rsync
 - Nginx
- Level 5: Testing ToolZ
 - Browser Testing
 - Unit Testing
 - Mocha

For more details on how you can start building your own mobile and web applications visit bossappz.com/clazz



WorkShopZ

Professional Application Development Training



BOSS APPZ WORKSHOPZ

The BoSS AppZ WorkShopZ will provide you with detailed steps on how to build high quality mobile and web applications using the same development tools that are used by developers at popular tech companies like Google, Instagram and Facebook. We guarantee after attending The BoSS AppZ WorkShopZ you will be well more knowledgeable and closer to becoming a **Professional Application Developer**.

PRESENTATION SESSION

Each WorkShop starts of with a **Presentation Session** on the given subject. The Presentation is presented by a trained BoSS AppZ Specialist. The Presentation will provide rich and informative details about application development, app development ToolZ, and other 'App Money' related topics.

QUESTIONS AND ANSWERS SESSION

The **Questions and Answers Session** is where the attendees ask The BoSS AppZ Specialist questions related to the WorkShop's topic. Feel free to ask as many questions as you like. The question that is not asked is the only bad question. Also please bring your pen and notepad to take detailed notes.

HANDS ON TRAINING SESSION

The Hands on **Training Session** will provide you with proven examples and step by step walk thru scenarios to help you get a better Overstanding of Application Development. A good way of learning new information is by being properly informed and trained on how to use it. An even better way to grow in your development skills is to do it yourself.


HOMEWORK SESSION

At the end of each WorkShop the attendees will be given a **Homework Session**. The homework will consists of code demos, questions and answers. Upon completion The BoSS AppZ Specialist will go over it with you and give you a grade based on your results.

Bo\$\$ AppZ

WorkShopZ

Professional Application Development Training






PRICING

\$350 PER YEAR

- REGISTERED STUDENTZ ACCESS FOR 1 YEAR
- SESSIONZ HAPPEN ONLINE AND LIVE 3-5 TIMEZ PER WEEK


WHAT YOU NEED TO BRING



LIVE SESSIONZ





Powered by
zoom



GROUP SESSIONZ



Powered by
zoom



Bo\$\$\$ AppZ

WorkShopZ

Professional Application Development Training



WHAT YOU WILL GET

ONCE YOU COMPLETE THE WORKSHOP

- Full access to the online training.
- One-on-One training from #Certified Coder Specialist.
- Fully functional working 7-10 pages themeforest.net website.
- You will know how to select, build, and deploy your very own website application.
- Example: www.your_website.com.
- This website can be added to your portfolio and used to apply for professional application development jobs.
- Themeforest.net and Amazon Web Service accounts.
- BiZ9 Framework Application Development ToolZ.
- BoSS AppZ Professional Application Development Certification.

Bo\$\$\$ AppZ

WorkShopZ

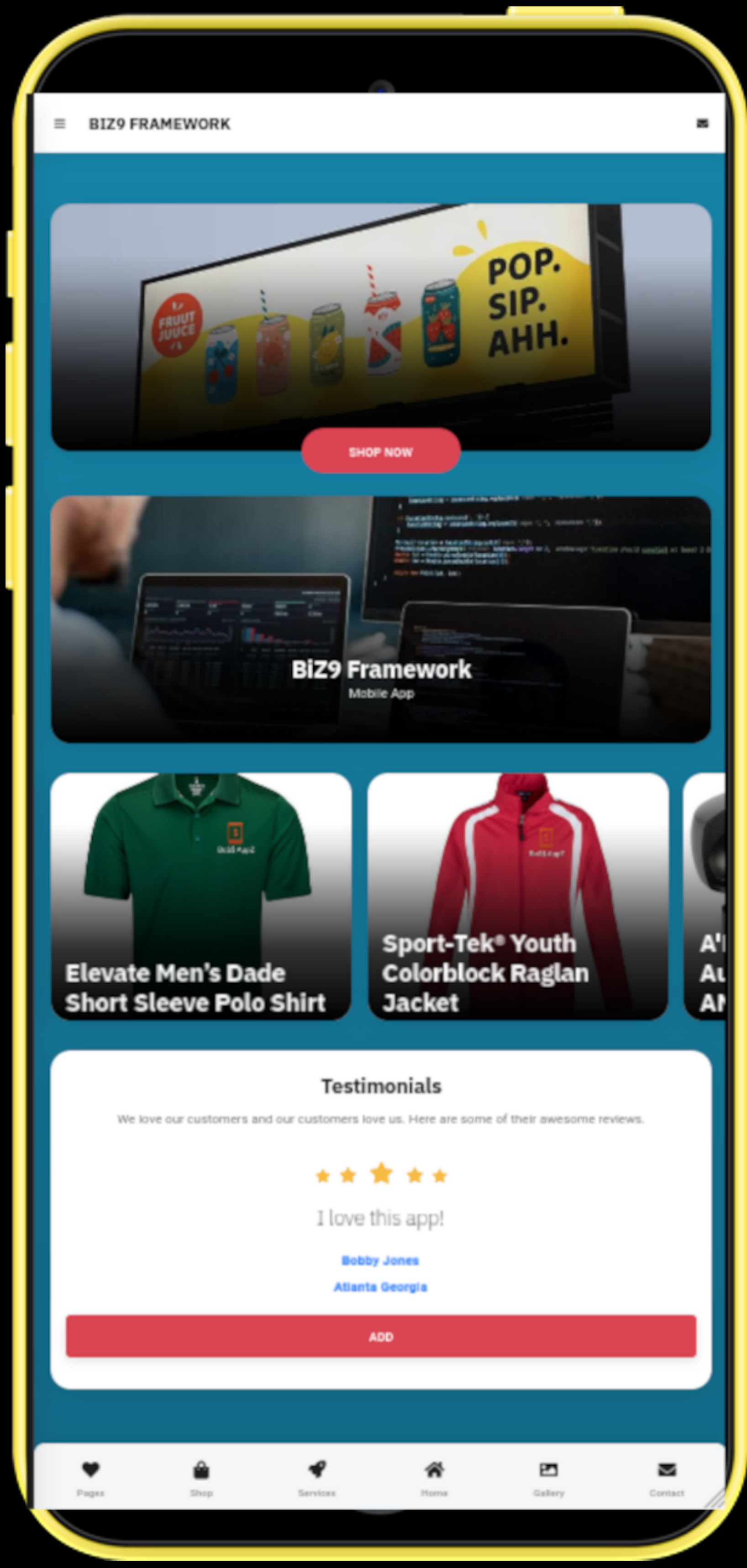
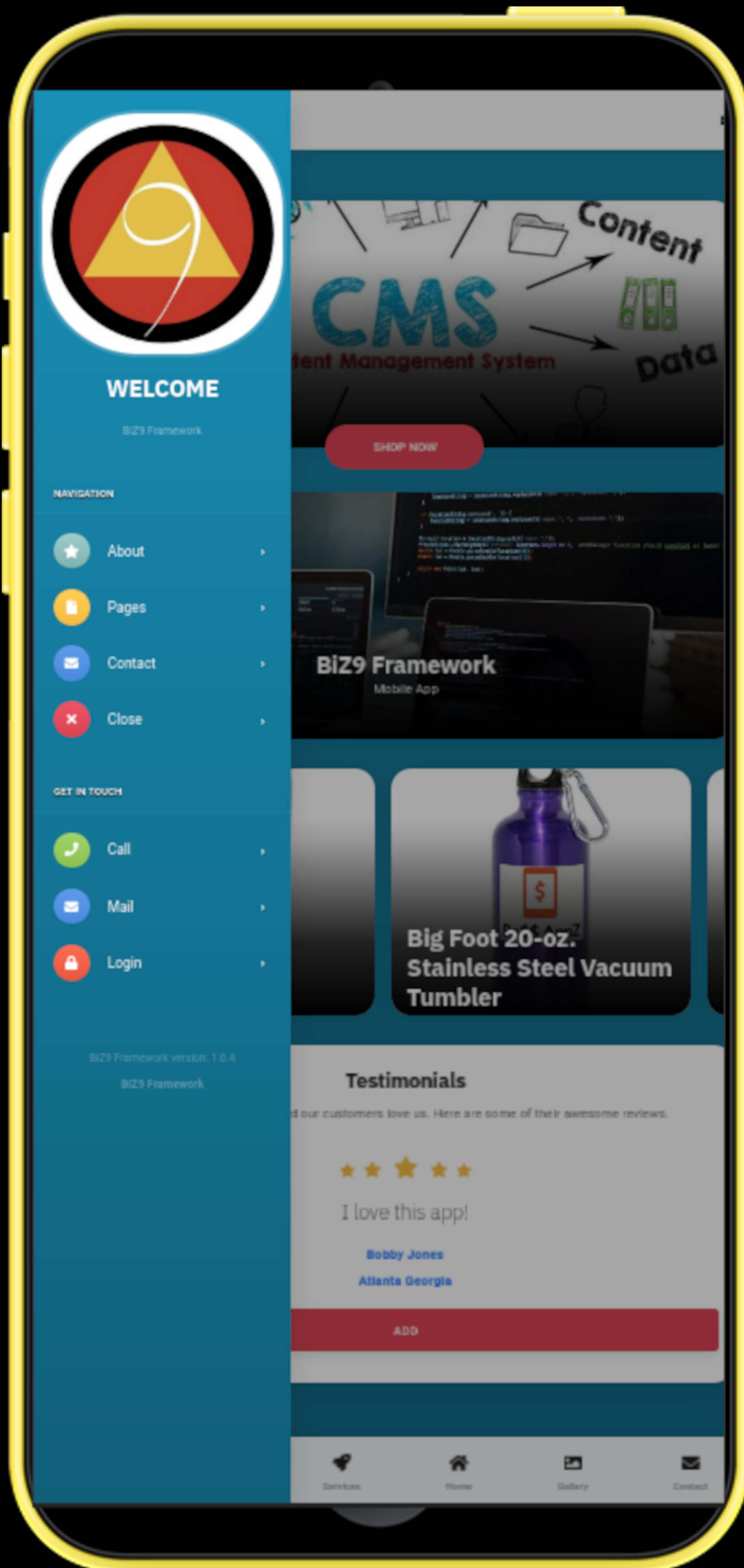

Professional Application Development Training



Bo\$\$\$ AppZ

WorkShopZ

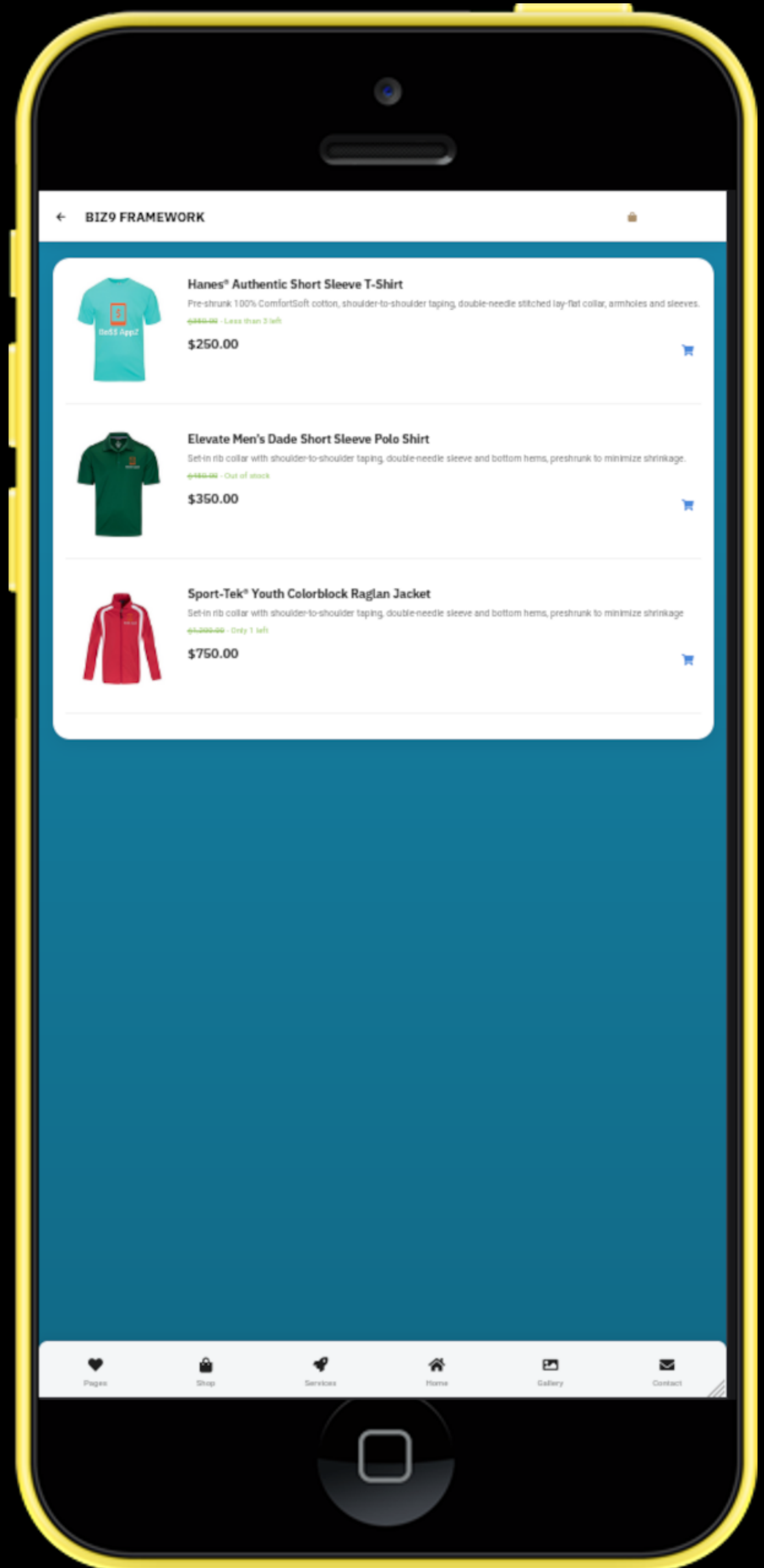
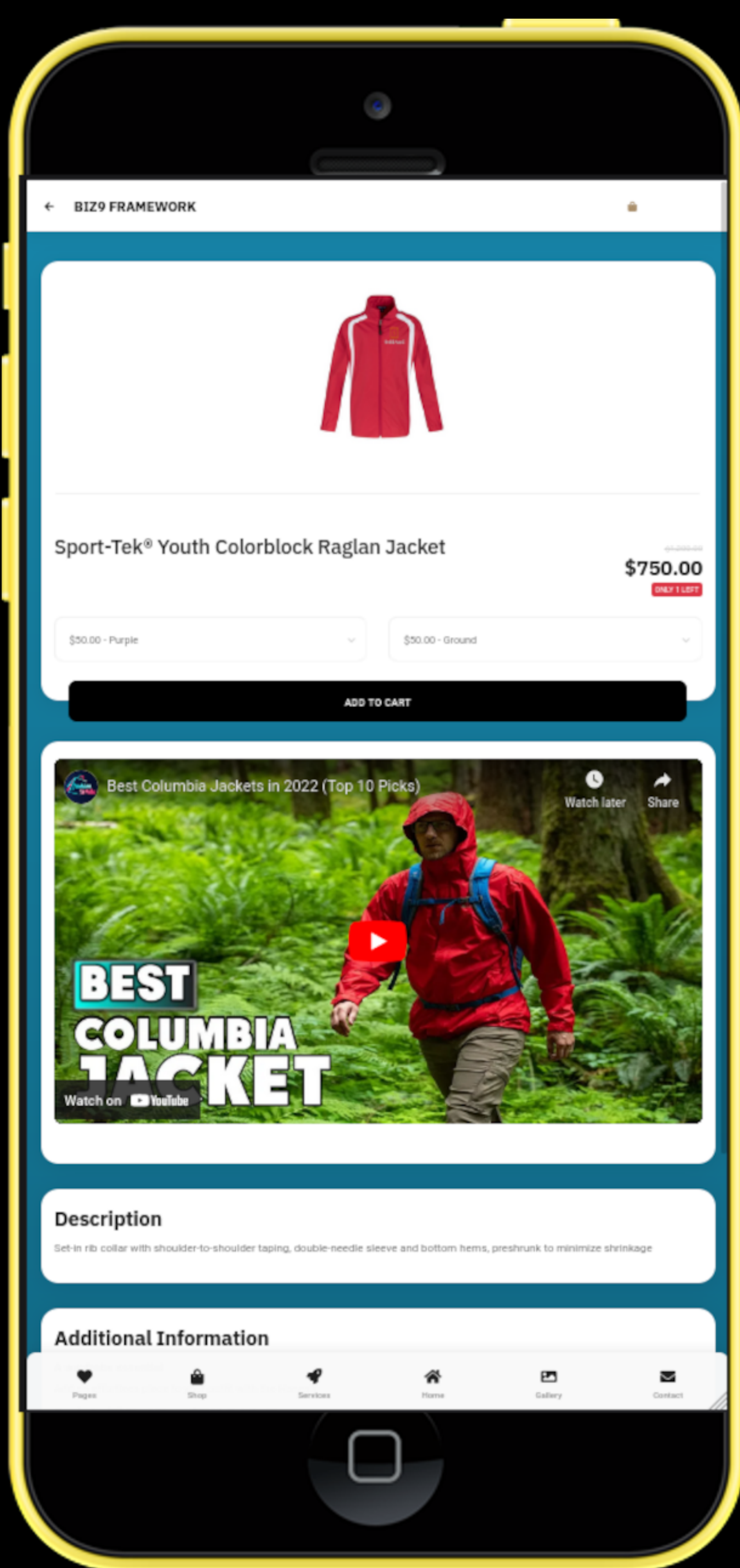

Professional Application Development Training



Bo\$\$\$ AppZ

WorkShopZ


Professional Application Development Training



Bo\$\$\$ AppZ

WorkShopZ


Professional Application Development Training



Bo\$\$\$ AppZ

WorkShopZ

Professional Application Development Training





CERTIFIED
CODERZ

Bo\$\$\$ AppZ

WorkShopZ

Professional Application Development Training



Bo\$\$\$ AppZ

#1 App For The Boss On The Go!!!



Bo\$\$\$ AppZ